

TOASTMASTERS
INTERNATIONAL®

2020-2021 D76 Financial Report

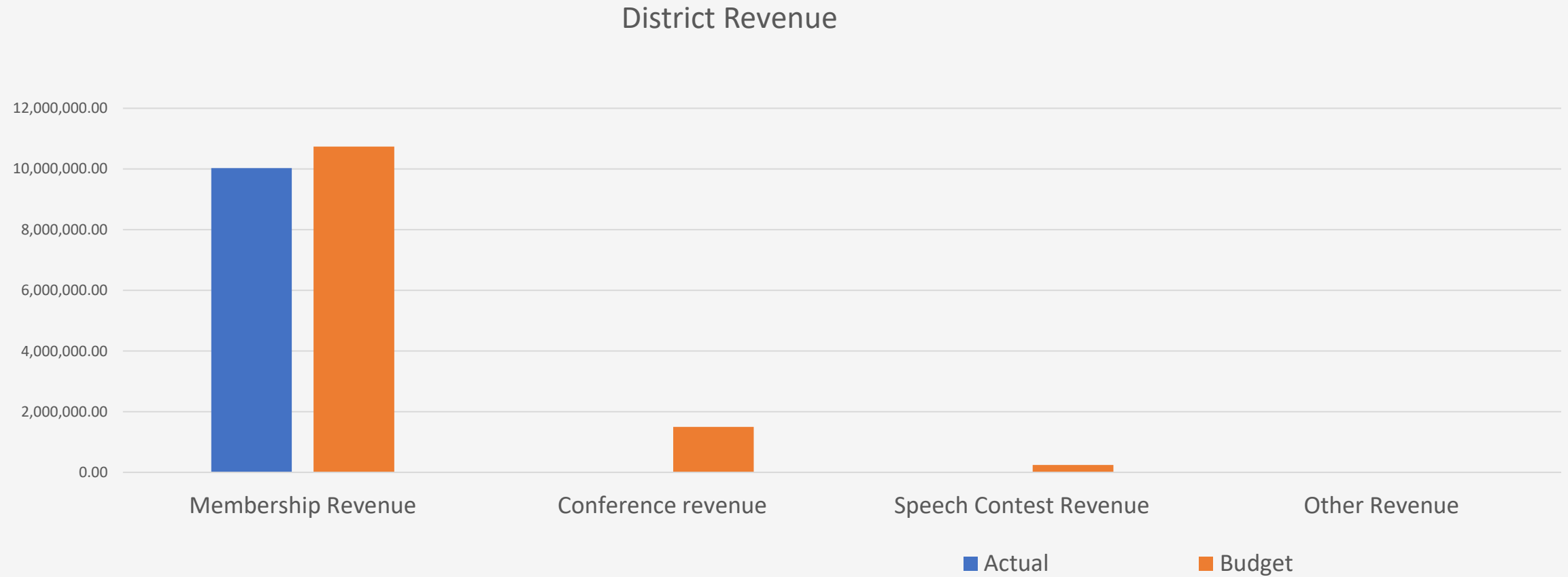
2020-2021 Finance Manager
Kenshi Suzuki

PL Statement : Analysis for Actual vs Budget

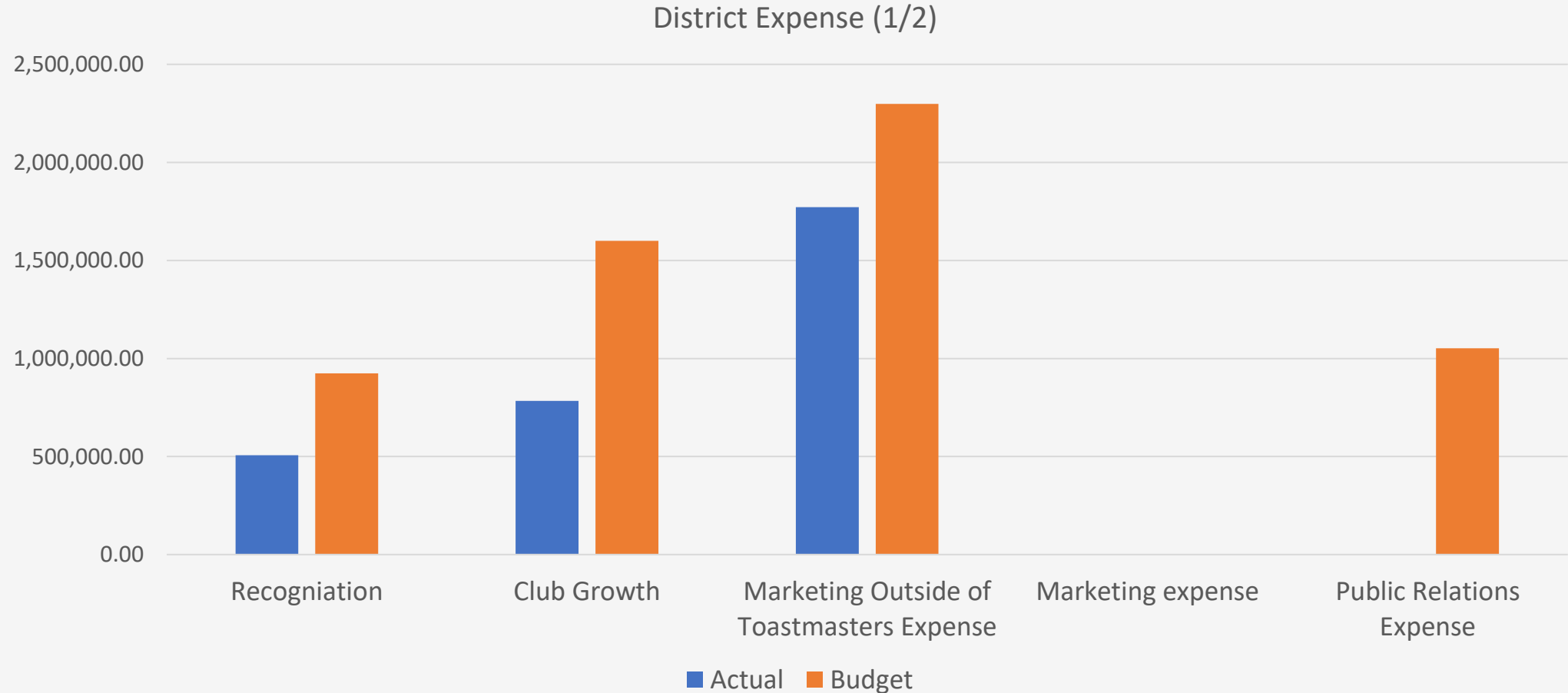
District 76 Profit & Loss (Actual vs Budget Summary)(in JPY)

	07/01/2020 Through 06/30/2021		
	Actual	Budget	Variance
District Revenue			
Membership Revenue	10,028,451.72	10,740,000.00	(711,548.28)
Conference Revenue	0.00	1,500,000.00	(1,500,000.00)
Speech Contest Revenue	0.00	248,000.00	(248,000.00)
Other Revenue	16.00	0.00	16.00
Total District Revenue	10,028,467.72	12,488,000.00	(2,459,532.28)
District Expenses			
Conference Expenses	274,484.00	1,500,000.00	(1,225,516.00)
Recognition	506,465.01	923,640.04	(417,175.03)
Club Growth	783,325.35	1,600,259.96	(816,934.61)
Marketing Outside of Toastmasters Expenses	1,772,218.00	2,298,000.04	(525,782.04)
Marketing Expense	0.00	0.00	0.00
Public Relations Expense	0.00	1,052,520.04	(1,052,520.04)
Education & Training Expense	1,076,637.00	1,600,259.96	(523,622.96)
Speech Contest Expenses	313,454.98	483,300.00	(169,845.02)
Administration Expenses	1,458,158.19	1,074,000.00	384,158.19
Travel Expense	503,681.00	2,684,999.96	(2,181,318.96)
Lodging Expense	0.00	247,020.00	(247,020.00)
Other Expenses	289,838.00	0.00	289,838.00
Total District Expenses	6,978,261.53	13,464,000.00	(6,485,738.47)
Total Net Income	3,050,206.19	(976,000.00)	4,026,206.19

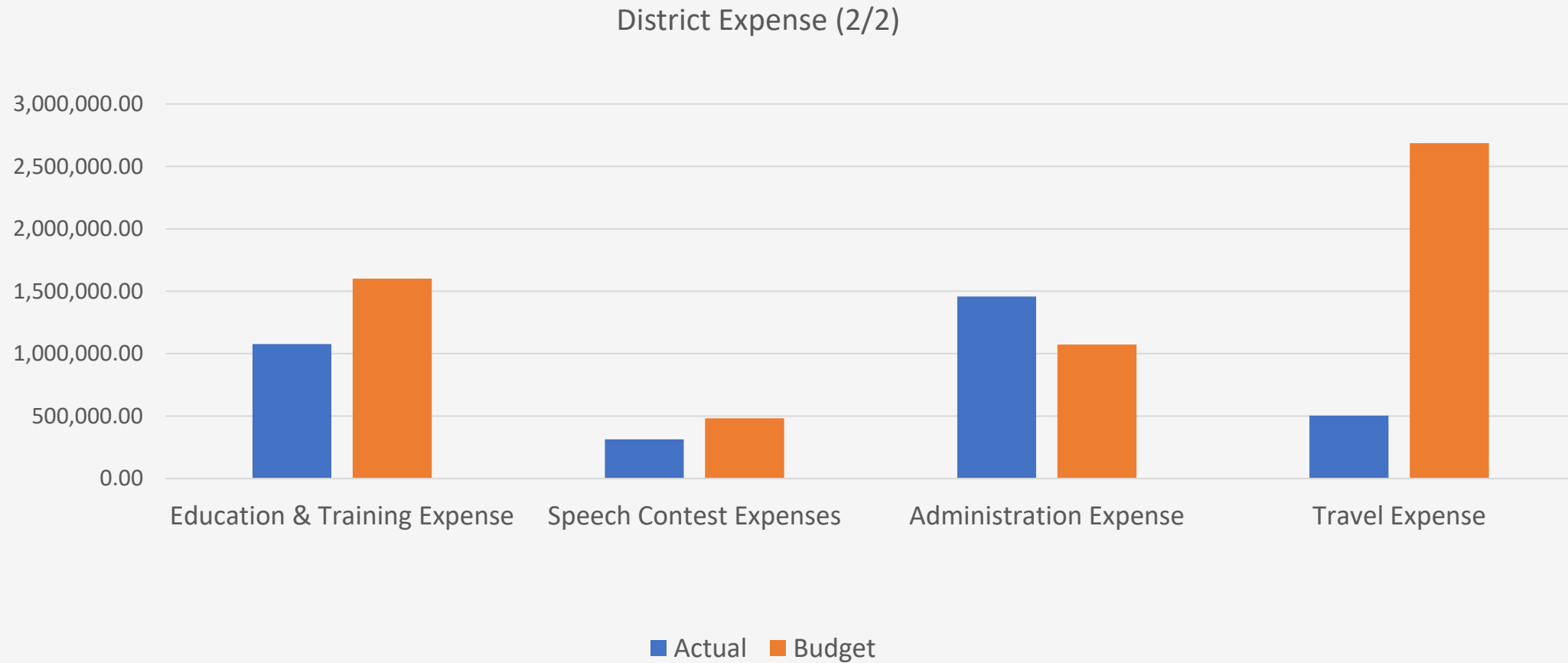
Analysis for District Revenue



Analysis for District Expense (1/2)



Analysis for District Expense (2/2)



District Available Funds

Available Funds

Cash & District Reserve

Cash

Cash - Resona Bank (9481)

2,348,224.00

Total Cash

2,348,224.00

District Reserve

14,271,566.61

Total Cash & District Reserve

16,619,790.61

Minimum District Reserve Required at Year
End

(2,397,240.85)

Total Available Funds

14,222,549.76